
Company Full Certificated Name

Do not abbreviate; include any Commission approved AKA/DBA/Fictitious Name, if applicable.

WATER and/or SEWER ANNUAL REPORT

SMALL COMPANY

(Fewer than 8,000 customers)

**TO THE
MISSOURI PUBLIC SERVICE COMMISSION**

January 1 - December 31, _____

This filing is required pursuant to Commission Rules 4 CSR 240-10.145 and/or Section 393.140 RSMo.

Please indicate which type of service the Company is certificated to provide by checking the appropriate box(es). *(Check all that apply.)*

- Water Service Provider**
- Sewer Service Provider**

Please choose one of the following filing type options:

- Public Submission** (NOT Confidential)
- Non-Public Submission** (CONFIDENTIAL / Filed Under Seal)
For this filing to be considered confidential, additional submission of materials is required pursuant to Commission Rule 4 CSR 240-2.135.

Excel Issued Date: 12/05/2018
Revised:

(To be used when filing under seal.)

1 For the calendar year of January 1 - December 31, _____

2 **Company Name:** _____

2a **Parent Company Name:** _____
(if applicable)

3 **Company Mailing Address:** _____

4 **Company Street Address:** _____

5 **Company Phone Number:** _____

6 **Company E-mail Address:** _____

7 **Name, title, address, phone number, and e-mail of person(s) to contact concerning information contained in this report:**

7a	_____	_____	_____	_____	_____
	Name/Title		Name/Title		
7b	_____	_____	_____	_____	_____
	Mailing Address		Mailing Address		
7c	_____	_____	_____	_____	_____
	Street Address		Street Address		
7d	_____	_____	_____	_____	_____
	City	State	Zip	City	State
7e	_____	_____	_____	_____	_____
	Telephone Number		Telephone Number		
7f	_____	_____	_____	_____	_____
	E-mail Address		E-mail Address		

8 Provide the **Total Company** and gross intrastate **Operating Revenues** (i.e., Missouri Jurisdictional) for Calendar Year _____.

(BOTH COLUMNS MUST BE COMPLETED)

Water Revenues	**	MO Jurisdictional	**	**	Total Company	**
9 Total Operating Revenues <i>(From Pg. W-2, Line 22)</i>		\$ -				
10 Total Non-Tariffed Revenues <i>(Pg. W-2, Line 25)</i>		\$ -				
11 TOTAL REVENUES <i>(From Pg. W-2, line 26)</i>		\$ -			\$ -	

(Total MO Jurisdictional Revenue (Line 11 above) should match Statement of Revenue - MoPSC Assessment).

Sewer Revenues	**	MO Jurisdictional	**	**	Total Company	**
12 Total Operating Revenues <i>(From Pg. S-2, Line 22)</i>		\$ -				
13 Total Non-Tariffed Revenues <i>(From Pg. S-2, Line 25)</i>		\$ -				
14 TOTAL REVENUES <i>(From Pg. S-2, Line 26)</i>		\$ -			\$ -	

(Total MO Jurisdictional Revenue (Line 14 above) should match Statement of Revenue - MoPSC Assessment).

- Indicates a link to or from another worksheet within workbook
- Indicates formula cell(s)

▼

(To be used when filing under seal.)

1
2

For the calendar year of January 1 - December 31, _____

Company Name: _____

CAPITAL STOCK (COMMON AND PREFERRED)

Class and Series of Stock (a)	Total Number of Shares Authorized (b)	Par or Stated Value Per Share (c)	Total Number of Shares Issued (d)	Current Book Value of Issued Shares of Stock (e)
				\$ -
				\$ -
				\$ -
				\$ -
				\$ -
Total Value				\$ -

SECURITY HOLDERS AND VOTING POWERS

Report below the **NAMES** and **ADDRESSES** of the 10 stockholders who, at the end of the year, had the greatest voting powers in the respondent, **AND STATE THE NUMBER OF VOTES** each would have had a right to cast on that date. If any such holder held in trust, give the nature of the trust and the beneficial owner. Show also total votes of **ALL** securities with voting powers.

Names and Addresses (a)	Number of Votes (b)
Total Number of Votes Held by Above	
Total Number of Votes of All Securities with Voting Rights	

Identify the principal or general officers of the company at the end of the year. Please include an additional sheet, if enough space is not provided on this page, to completely provide the requested information.

Title of General Officer(s)	Name of Person Holding Office
_____	_____
_____	_____
_____	_____
_____	_____
_____	_____
_____	_____
_____	_____
_____	_____

 Indicates formula cell(s)

▼

(To be used when filing under seal.)

1 For the calendar year of January 1 - December 31, _____

2 Company Name: _____

3 This Utility Company is a: (Check the appropriate box.)

- C-Corporation S-Corporation Sole Proprietorship
- Partnership LLC LP
- Other (Please explain)

4 If different than certificated name listed above (e.g., parent corporation name) or if 'Other' is identified, explain:

5 Name of state under the laws of which respondent is incorporated and date of incorporation. If incorporated under a specific law, give reference of such law. If not incorporated, state the fact and give the type of organization and date organized.

6 Describe **MAJOR** transactions occurring during the year which will have a effect on operations, such as rate changes, replacement of major equipment and other abnormal cash expenditures of \$250 or more. (*Dollar amounts to be recorded on Page W-5 and/or Page S-4, columns d.*)

7 _____

8 _____

9 _____

10 _____

11 _____

12 _____

13 _____

14 _____

15 _____

16 _____

17 _____

18 _____

19 _____

20 _____

21 _____

22 _____

23 _____

24 _____

25 _____

26 _____

27 _____

28 _____

29 _____

30 _____

_____ ▼

(To be used when filing under seal.)

1 For the calendar year of January 1 - December 31, _____

2 Company Name: _____

NOTE: Please do not try to type over formulas. Totals will calculate automatically in this spreadsheet.

BALANCE SHEET
WATER AND SEWER OPERATIONS
ASSETS

	Account Description (a)	**	Amount (b)	**
3	Water Plant In Service (From Pg. W-5)		\$ -	
4	LESS: Water Depreciation Reserve (From Pg. W-5)		\$ -	
5	Net Water Plant in Service (Line 3 MINUS Line 4)		\$ -	
6	Water Materials and Supplies			
7	Water Construction Work in Progress			
8	Water Plant Held for Future Use			
9	Water Plant Acquisition Adjustment			
10	Sewer Plant in Service (From Pg. S-4)		\$ -	
11	LESS: Sewer Depreciation Reserve (From Pg. S-4)		\$ -	
12	Net Sewer Plant in Service (Line 10 MINUS Line 11)		\$ -	
13	Sewer Materials and Supplies			
14	Sewer Construction Work in Progress			
15	Sewer Plant Held for Future Use			
16	Sewer Plant Acquisition Adjustment			
17	Other Plant			
18	Cash			
19	Accounts Receivable (i.e., Amounts due from customers or other parties.)			
20	Other Assets			
21	Total Assets*		\$ -	

* **Total Assets should balance with Total Equity and Liabilities on Page 5 (see instructions).
 Difference between Equity & Liabilities and Assets (from Pg. 5).**

- Indicates a link to another worksheet within workbook
- Indicates formula cell(s)

▼
 (To be used when filing under seal.)

1 For the calendar year of January 1 - December 31, _____

2 Company Name: _____

NOTE: Please do not try to type over formulas. Totals will calculate automatically in this spreadsheet.

BALANCE SHEET
WATER AND SEWER OPERATIONS
EQUITY AND LIABILITIES

	Account Description (a)	**	Amount (b)	**
3	Capital Stock (From Page 2)		\$ -	
4	Retained Earnings			
5	Long-Term Debt (banks, etc.- over 1 year) (From Pg. 9)		\$ -	
6	Short-Term Debt (banks, etc.- less than 1 year) (From Pg. 9)		\$ -	
7	Water Customer Deposits			
8	Water Advances for Construction			
9	Water Contributions In Aid of Construction (From Pg. 8, Line 16)		\$ -	
10	LESS: Water Amortization of Contributions In Aid of Construction (From Page 8, line 24)		\$ -	
11	Net Water Contributions In Aid of Construction (i.e., Line 9 MINUS Line 10)		\$ -	
12	Sewer Customer Deposits			
13	Sewer Advances for Construction			
14	Sewer Contributions In Aid of Construction (From Pg. 8, Line 16)		\$ -	
15	LESS: Sewer Amortization of Contributions In Aid of Construction (From Page 8, line 24)		\$ -	
16	Net Sewer Contributions In Aid of Construction (i.e., Line 14 MINUS Line 15)		\$ -	
17	Deferred Taxes - ITC			
18	Deferred Taxes - Other			
19	Accounts Payable; (Amounts owed to other parties; other than debt listed above.)			
20	Other Liabilities			
21	Total Equity and Liabilities*		\$ -	

* Total Equity and Liabilities should balance with Total Assets on Pg. 4 (see instructions).
 Difference between Equity & Liabilities and Assets (From Pg. 4).

- Indicates a link to another worksheet within workbook
- Indicates formula cell(s)

▼

(To be used when filling under seal.)

2 Company Name: _____

CONTRIBUTIONS IN AID OF CONSTRUCTION

INSTRUCTIONS: This account shall include donations or contributions in cash, services, or property for construction purposes. The records supporting the entries to this account shall be so kept that the utility can furnish information as to the purpose of each donation, the conditions, if any, upon which it was made, the amount of each donation, and the amount applicable to each utility department. The credits (deductions) to this account shall not be transferred to any other account without the approval of the Commission.

(a)		Water (b)	Sewer (c)
3	Balance at Beginning of Year <i>(From last years report, Pg. 8)</i>		
4	PLUS: Additions During the Year <i>(Please provide a detailed explanation.)</i>		
5			
6			
7			
8			
9	Total Additions	\$ -	\$ -
10	LESS: Deductions During the Year <i>(Please provide a detailed explanation.)</i>		
11			
12			
13	Retire and cap off service connection, but no connection fee money returned = no entry here		
14			
15	Total Deductions	\$ -	\$ -
16	Balance at End of Year	\$ -	\$ -
		<i>(Total to Pg. 5)</i>	<i>(Total to Pg. 5)</i>

AMORTIZATION OF CONTRIBUTIONS IN AID OF CONSTRUCTION

(Please identify as Account Number 271A)

17 **PLEASE CHOOSE FROM THE DROP DOWN BOX WHICH METHOD THE UTILITY UTILIZES FOR ITS RECORDS.** ▼

Distribution Method

(a)		Water (b)	Sewer (c)
18	Balance of Amortization at First of Year <i>(not Total of CIAC line 3)</i>		
19	Total Contributions in Aid at End of Year <i>(see above)</i>		
20	Total Plant in Service at End of Year <i>(From Pg. W-5 or S-4)</i>		
21	Percentage Contributions to Plant		
22	Total Depreciation Expense <i>(From Pg. W-5 or S-4)</i>		
23	Total Amortization of Contributions <i>(To Pg. W-1, S-1)</i>		
24	Balance at End of Year		
		<i>(Total to Pg. 5)</i>	<i>(Total to Pg. 5)</i>

OR

Attached Method

(a)		Water (b)	Sewer (c)
25	Balance of Amortization at First of Year <i>(not Total of CIAC Line 3)</i>		
26	Total Amortization of Contributions <i>(To Pg. W-1, S-1)</i>		
27	Balance at End of Year		
		<i>(Total to Pg. 5)</i>	<i>(Total to Pg. 5)</i>

- Indicates a link to another worksheet within workbook
- Indicates formula cell(s)

▼

INTEREST EXPENSE, NOTES PAYABLE, BONDS, BANK LOANS AND OTHER DEBTS

1
2 Company Name: _____

For the calendar year of January 1 - December 31, _____

INSTRUCTIONS: Please report information for the **current annual reporting** year. List each separate item of debt. Please identify the named borrower for each debt, if different from the company. Show principal amount to which each interest rate applies. Include all items on which interest was paid during the year. Use additional worksheets if necessary.

	Type of Debt (i.e., Notes Payable, Bonds, Bank Loans, Shareholder Loans, Affiliate Loans, etc.) (a)	Contact Information of Each Lender (Name, Address, Phone No., Email) (b)	Origination Date (c)	Initial Loan Amount (d)	Interest Rate (e)	Type of Interest Rate: (Fixed, Variable) (f)	Frequency of Payments (Semi-Monthly, Monthly, Quarterly, Annually, etc.) (g)	Balance of Loan at Year End		Date of Maturity (j)	Debt Paid off During Year? Y or N (k)	Total Interest Paid During the Year (l)	Interest Paid - Charged To:		
								Long Term Debt (Over one year.) (h)	Short Term Debt (Less than one year.) (i)				Water Utility (m)	Sewer Utility (n)	
3															
4															
5															
6															
7															
8															
9	Total							\$ -	\$ -			\$ -	\$ -	\$ -	
								<i>(Totals to Page 5)</i>				<i>(Total to Pg. W-1)</i>		<i>(Total to Pg. S-1)</i>	

10 If the answer to column (f) is variable, please explain the method used for the interest rate calculation below with corresponding line number from above.

Indicates formula cell(s)



(To be used when filling under seal.)


1


For the calendar year of January 1 - December 31, _____

2 Company Name: _____

WATER OPERATING REVENUES, EXPENSES AND STATISTICS

	Description (a)	Amount (b)
3	Total Revenues <i>(From Pg. W-2)</i>	\$ -
	<u>Operating Expenses</u>	
4	Salaries & Wages <i>(From Pg. 6)</i>	\$ -
5	Employee Pensions and Benefits	
6	Purchased Water	
7	Plant Operations Expenses <i>(From Pg. W-3, Line 12)</i>	\$ -
8	Billing Expenses	
9	Supplies and Expenses	
10	Transportation Expenses	
11	Rent Expense	
12	Insurance Expense	
13	Outside Services Employed <i>(e.g. Legal, Accounting, etc.) (From Pg.7)</i>	\$ -
14	Regulatory Commission Expenses	
15	Uncollectible Expenses	
16	Depreciation Expense <i>(From Pg. W-5, Line 49)</i>	\$ -
17	Amoritization of Contributions in Aid of Construction <i>(From Page 8)</i>	\$ -
18	Amortization Expense	
19	Tax Expenses <i>(e.g., Property, State, Federal, etc.) (From Pg. W-3, Line 20)</i>	\$ -
20	Interest Expense <i>(From Pg. 9)</i>	\$ -
21	Other Expenses	
22	Total Operating Expenses	\$ -
23	Net Income (LOSS) - <i>(A negative number indicated by () represents a loss.)</i>	\$ -

 Indicates a link to another worksheet within workbook

 Indicates formula cell(s)

1

For the calendar year of January 1 - December 31, _____

2 Company Name: _____

WATER OPERATING REVENUES, EXPENSES AND STATISTICS (Continued)

(Please indicate if metered amounts are in cubic feet measurements.)

Description (a)	No. of Customers		No. of Gallons Sold (000's Omitted) (d)	Revenue Amount (e)
	Beginning of Year (b)	End of Year (c)		
<u>Unmetered Sales of Water</u>				
3 Residential - Single Family			XXXX	
4 Residential - Apartments			XXXX	
5 Residential - Mobile Homes			XXXX	
6 Commercial			XXXX	
7 Other Sales to Public Authorities			XXXX	
8 Other			XXXX	
9 Total Unmetered Sales	0	0		\$ -
<u>Metered Sales of Water</u>				
10 5/8" Meter				
11 3/4" Meter				
12 1" Meter				
13 1 1/2" Meter				
14 2" Meter				
15 Other				
16 Total Metered Sales	0	0	0	\$ -
<u>Tariffed Operating Revenues</u>				
17 Late Payment Fees				
18 Returned Check Fees				
19 Inspection Fees				
20 Reconnect Fees				
21 Other Revenue				
22 Total Operating Revenues (From Tariffed Services) (To Pg. 1, line 9)				\$ -
<u>Non Tariffed Revenues</u>				
23 Rent Income				
24 Other Income, (e.g., from Merchandising, Jobbing & Contract Work, etc.)				
25 Total Non-Tariffed Revenues (To Pg. 1, Line 10)				\$ -
26 Total Revenues * (To Pg. 1, Line 11)				\$ -
				(Total to Pg. W-1 and Pg. 1)

* Total Operating Revenues should match Statement of Revenue (MOPSC Assessment).

- Indicates a link to another worksheet within workbook
- Indicates formula cell(s)

(To be used when filing under seal.)

1 For the calendar year of January 1 - December 31, _____
 2 Company Name: _____

WATER OPERATING REVENUES, EXPENSES AND STATISTICS (Continued)

Description of Expenses (a)	Amount (b)
<u>Plant Operations Expenses</u>	
3 Repairs of Water Plant - Pump Repair	
4 Repairs of Water Plant - Well Repair	
5 Repairs of Water Plant - Water Line Repair	
6 Repairs of Water Plant - Equipment Repair	
7 Repairs of Water Plant - Other	
8 Fuel or Power Purchases for Pumping (<i>i.e., Electric Bills, etc.</i>)	
9 Chemicals	
10 Water Testing Expenses	
11 Other Plant Operations Expenses	
12 Total Plant Operations Expenses	\$ -
	<i>(Total to Page W-1)</i>
<u>Tax Expenses</u>	
13 Tax Expense - Property Taxes	
14 Tax Expense - Payroll Taxes	
15 Tax Expense - Franchise Taxes	
16 Tax Expense - Other Taxes	
17 Tax Expense - Federal Income Taxes	
18 Tax Expense - State Income Taxes	
19 Tax Expense - Investment Tax Credits	
20 Total Tax Expenses	\$ -
	<i>(Total to Pg. W-1)</i>

- Indicates a link to another worksheet within workbook
- Indicates formula cell(s)

▼

(To be used when filing under seal.)

PUMPING AND PURCHASED WATER STATISTICS

(Omit 000's in reporting number of gallons or cubic feet of water. Use additional sheets if necessary.)

1
2 Company Name: _____

GALLONS PUMPED INTO SYSTEM

3 Please indicate measurements given are in gallons or cubic feet by choosing from the dropdown box. Gallons 1

SERVICE MONTHS <small>(Number of gallons pumped per <u>month</u>.) (a)</small>	SOURCE OF SUPPLY <small>(Please name <u>each</u> source below in columns b-e (i.e., Well #1, etc.)</small>				TOTAL OF ALL METHODS <small>(b+c+d+e=f) (f)</small>
	(b)	(c)	(d)	(e)	
5 JANUARY					0
6 FEBRUARY					0
7 MARCH					0
8 APRIL					0
9 MAY					0
10 JUNE					0
11 JULY					0
12 AUGUST					0
13 SEPTEMBER					0
14 OCTOBER					0
15 NOVEMBER					0
16 DECEMBER					0
17 Totals for Year	0	0	0	0	0

18 Maximum Quantity Supplied to the System in Any One Day: Minimum:

19 Range of Pressure in the Mains as Measured at the Highest Point on System:

If Water is Sold to Other Utilities for Resale, List Names, Addresses, Phone Numbers and Quantities Below:			
Name of Reseller	Address	Phone Number	Quantity
20			
21			
22			
23			

For the calendar year of January 1 - December 31, _____

Page W-4

Indicates a link to another worksheet within workbook
 Indicates formula cell(s)

(To be used when filing under seal.)

1

For calendar year of January 1 - December 31, _____

2 Company Name: _____

WATER UTILITY PLANT IN SERVICE

DEPRECIATION EXPENSES AND RESERVE - WATER UTILITY PLANT

Account Description (A)	USOA Account. No. Class B, C or D (B)	Plant Balance at Beginning of Year (C)	Additions During the Year (D)	Book Cost of Plant Retired* (E)	Cost of Removal* (F)	Salvage Credit* (G)	Plant Balance at End of Year (C+D-E) (H)	Reserve Balance at Beginning of Year (I)	Annual Depreciation Rate % (J)	Depreciation Expense** J*(C+H)/2 (K)	Reserve Balance at END of Year (I-E-F+G+K) (L)
<u>Intangible Plant</u>											
3 Organization	301						0				0
4 Franchise and Consents	302						0				0
5 Miscellaneous Intangible Plant	303						0				0
<u>Source of Supply Plant</u>											
6 Land and Land Rights	310						0				0
7 Structures and Improvements	311						0				0
8 Collecting & Impounding Reservoirs	312						0				0
9 Lake, River, and Other Intakes	313						0				0
10 Wells and Springs	314						0				0
11 Infiltration Galleries and Tunnels	315						0				0
12 Supply Mains	316						0				0
13 Other Water Source Plant	317						0				0
<u>Pumping Plant</u>											
14 Land and Land Rights	320						0				0
15 Structures and Improvements	321						0				0
16 Boiler Plant Equipment	322						0				0
17 Other Power Production Equipment	323						0				0
18 Submersible Electric Pumping	325.1						0				0
19 High Service or Booster Pumps	325.2						0				0
20 Diesel Pumping Equipment	326						0				0
21 Hydraulic Pumping Equipment	327						0				0
22 Other Pumping Equipment	328						0				0

1

For calendar year of January 1 - December 31, _____

2 Company Name: _____

WATER UTILITY PLANT IN SERVICE

DEPRECIATION EXPENSES AND RESERVE - WATER UTILITY PLANT

Account Description (A)	USOA Account. No. Class B, C or D (B)	Plant Balance at Beginning of Year (C)	Additions During the Year (D)	Book Cost of Plant Retired* (E)	Cost of Removal* (F)	Salvage Credit* (G)	Plant Balance at End of Year (C+D-E) (H)	Reserve Balance at Beginning of Year (I)	Annual Depreciation Rate % (J)	Depreciation Expense** J*(C+H)/2 (K)	Reserve Balance at END of Year (I-E-F+G+K) (L)
<u>Water Treatment Plant</u>											
23 Land and Land Rights	330						0				0
24 Structures and Improvements	331						0				0
25 Water Treatment Equipment	332						0				0
<u>Transmission & Distribution Plant</u>											
26 Land and Land Rights	340						0				0
27 Structures and Improvements	341						0				0
28 Distribution Reservoirs & Standpipes	342						0				0
29 Transmission & Distribution Mains	343						0				0
30 Fire Mains	344						0				0
31 Services	345						0				0
32 Meters	346						0				0
33 Meter Installations	347						0				0
34 Hydrants	348						0				0
35 Other Transmission & Distribution Plant	349						0				0
<u>General Plant - (Class B&C are Same)</u>											
	B & C	D									
36 Land and Land Rights	389	370					0				0
37 Structures and Improvements	390	371					0				0
38 Office Furniture and Equipment	391	372					0				0
39 Office Computer & Electronic Equipment	391.1	372.1					0				0
40 Transportation Equipment	392	373					0				0
41 Other General Equipment	none	379					0				0
42 Stores Equipment	393	none					0				0

1



For calendar year of January 1 - December 31, _____

2 Company Name: _____

WATER UTILITY PLANT IN SERVICE

DEPRECIATION EXPENSES AND RESERVE - WATER UTILITY PLANT

Account Description (A)	USOA Account. No. Class B, C or D (B)	Plant Balance at Beginning of Year (C)	Additions During the Year (D)	Book Cost of Plant Retired* (E)	Cost of Removal* (F)	Salvage Credit* (G)	Plant Balance at End of Year (C+D-E) (H)	Reserve Balance at Beginning of Year (I)	Annual Depreciation Rate % (J)	Depreciation Expense** J*(C+H)/2 (K)	Reserve Balance at END of Year (I-E-F+G+K) (L)	
												Retirement of Property
43 Tools, Shop and Garage Equipment	394 none						0				0	
44 Laboratory Equipment	395 none						0				0	
45 Power-operated Equipment	396 none						0				0	
46 Communication Equipment	397 none						0				0	
47 Miscellaneous Equipment	398 none						0				0	
48 Other Tangible Property	399 none						0				0	
49 Total Water Utility Plant In Service	Totals	0	0	0	0	0	0	0		0	0	
							(Total to Pg. 4 & 8)				(Total to Pg. 8 & Pg. W-1)	(Total to Pg. 4)

-  Indicates a link to another worksheet within workbook
-  Indicates formula cell(s)



(To be used when filing under seal.)

- * All entries included in Columns "E", "F" and "G" should be supported by records that identify the property retired and the cost of removal or salvage in detail.
- ** Annual Depreciation Expense should be calculated based upon actual in-service and retirement date(s) of new equipment and retirements during the period.
- ** The depreciation expense formula provided is only an approximation assuming all activity for the year occurred mid year.

NOTE: All entries should be supported by records that identify the property being added or retired, its location, and its original cost in as much detail as reasonably possible. If adjustments are included in Columns "E", "F" and/or "G", use additional sheets.

Comments:

1

For the calendar year of January 1 - December 31, _____

2 Company Name: _____

PUMP INFORMATION

Pump Manufacturer (a)	Type of Pump (i.e., High Service, Well, Standby, etc.) (b)	Capacity (c)	Date Installed (d)	Date of Last Motor Replacement (e)	Date of Last Pump Replacement (f)

3

4

5

6

7

8

9

10

11

12

▼

(To be used when filing under seal.)

1

For the calendar year of January 1 - December 31, _____

2 Company Name: _____

WELL INFORMATION

3 Description of Wells (a)	Well ID#/ Location	Well ID#/ Location	Well ID#/ Location	Well ID#/ Location
	(b)	(c)	(d)	(e)
4 Year Constructed				
5 Type of Construction				
6 Type and Depth of Casing				
7 Depth and Diameter of Well				
8 Yield of Well in Gallons per day				
9 Type - <u>Chemicals</u>				
10 Annual Cost -				
11 Annual Quantity -				

(To be used when filing under seal.)

METERS AND METER SETTINGS

Customer Class (a)	Meter Size (b)	Total at Beginning of Year (c)	Total Number of Additions (d)	Total Number Removed or Disconnected (e)	Total at End of Year (f)
3 Residential:					0
					0
					0
7 Other Customers:					0
					0
					0
10 Total in Use by Customers		0	0	0	0
11 Not in Use: (i.e., Inventory)					0
					0
					0
14 Total Meters		0	0	0	0


STORAGE FACILITIES

Type of Storage (i.e., Pneumatic, Ground, Standpipes, Elevated Tanks, etc.) (a)	Construction Material (b)	Last Date Painted if Applicable (indicate interior or exterior) (c)	Capacity (d)
15			
16			
17			
18			
19			

1
2 Company Name: _____

For the calendar year of January 1 - December 31, _____

Page W-7

 Indicates formula cell(s)

(To be used when filing under seal.)

WATER MAINS (measurement in feet)

1
2 Company Name: _____

	Kind of Pipe (i.e., Cast Iron, Galvanized, Iron, PVC, etc.) (a)	Diameter of Pipe (b)	Total at Beginning of Year (c)	Total Additions During the Year (d)	Total Removed or Abandoned During the Year (e)	Total at End of Year (f)
3						0
4						0
5						0
6						0
7						0
8						0
9						0
10						0
11						0
12						0
13						0
14						0
15						0
16	Total Mains		0	0	0	0

SERVICE CONNECTIONS AVAILABLE FOR USE (from Main to Property Line)

	Size and Type of Material (i.e., Iron, Copper, PVC, etc.) (a)	Total No. at Beginning of Year (b)	Total No. of Additions (c)	Total No. Retired or Abandoned (d)	Total No. at End of Year (e)
17	<u>In Use:</u>				0
18					0
19					0
20					0
21	<u>For Future Use:</u>				0
22					0
23					0
24					0
25	Total of All Services	0	0	0	0

For the calendar year of January 1 - December 31, _____

Indicates formula cell(s)

(To be used when filing under seal.)

1 For the calendar year of January 1 - December 31, _____

2 Company Name: _____

SEWER OPERATING REVENUES, EXPENSES AND STATISTICS

	Description (a)	Amount (b)
3	Total Revenues <i>(From Page S-2)</i>	\$ -
	<u>Operating Expenses</u>	
4	Salaries & Wages <i>(From Pg. 6)</i>	\$ -
5	Employee Pensions and Benefits	
6	Purchased Water	
7	Plant Operations Expenses <i>(From Pg. S-3)</i>	\$ -
8	Billing Expenses	
9	Supplies and Expenses	
10	Transportation Expenses	
11	Rent Expense	
12	Insurance Expense	
13	Outside Services Employed <i>(e.g., Legal, Accounting, etc.) (From Pg. 7)</i>	\$ -
14	Regulatory Commission Expenses	
15	Depreciation Expense <i>(From Pg. S-4)</i>	\$ -
16	Amoritization of Contributions in Aid of Construction <i>(From Pg. 8)</i>	\$ -
17	Amortization Expense	
18	Tax Expenses <i>(From Pg. S-3)</i>	\$ -
19	Interest Expense <i>(From Pg. 9)</i>	\$ -
20	Other Expenses	
21	Total Operating Expenses	\$ -
22	Net Income (Loss) - <i>(A negative number indicated by () represents a loss.)</i>	\$ -

Indicates a link to another worksheet within workbook
 Indicates formula cell(s)

▼
 (To be used when filing under seal.)

2 Company Name: _____

SEWER OPERATING REVENUES, EXPENSES AND STATISTICS (Continued)

(Please indicate if metered amounts are in cubic feet measurements.)

Description of Revenues (a)	No. of Customers		No. of Gallons Sold (000's Omitted) (d)	Revenue Amount (e)
	Beginning of Year (b)	End of Year (c)		
<u>Flat Rate Sales</u>				
3 Residential - Single Family			XXXX	
4 Residential - Apartments			XXXX	
5 Residential - Mobile Homes			XXXX	
6 Commercial			XXXX	
7 Other Sales to Public Authorities			XXXX	
8 Other			XXXX	
9 Total Unmetered Sales	0	0	XXXX	\$ -
<u>Metered Sales Based on Gallon Usage</u>				
10 Residential - Single Family				
11 Residential - Apartments				
12 Residential - Mobile Homes				
13 Commercial				
14 Other Sales to Public Authorities				
15 Other				
16 Total Metered Sales	0	0	0	\$ -
<u>Tariffed Operating Revenues</u>				
17 Late Payment Fees				
18 Returned Check Fees				
19 Inspection Fees				
20 Reconnect Fees				
21 Other Revenue				
22 Total Operating Revenues (From Tariffed Services)(To Pg. 1, Line 12)				\$ -
<u>Non-Tariffed Revenues</u>				
23 Rent Income				
24 Other Income (e.g., from Merchandising, Jobing & Contract Work, etc.)				
25 Total Non-Tariffed Revenues (To Pg. 1, Line 13)				\$ -
26 Total Revenues * (To Pg. 1, Line 14)				\$ -
				(Totals to Pg. 1, Pg. S-1)

* Total Revenues should match Statement of Revenue (MOPSC Assessment).

- Indicates a link to another worksheet within workbook
- Indicates formula cell(s)

(To be used when filing under seal.)

1 For the calendar year of January 1 - December 31, _____

2 Company Name: _____

SEWER OPERATING REVENUES, EXPENSES AND STATISTICS (Continued)

	Description (a)	Amount (b)
	<u>Plant Operations Expenses</u>	
3	Contracted Maintenance Expenses	
4	Repairs of Sewer Plant - Pump Repair	
5	Repairs of Sewer Plant - Treatment Repair	
6	Repairs of Sewer Plant - Collecting Sewers and Manhole Repair	
7	Repairs of Sewer Plant - Equipment Repair	
8	Repairs of Sewer Plant - Other	
9	Utility Bills	
10	Chemicals	
11	Sludge Hauling Expenses	
12	Effluent Testing Expenses	
13	Other Plant Operations Expenses	
14	Total Plant Operations Expenses	\$ -
		<i>(Total to Pg. S-1)</i>
	<u>Tax Expenses</u>	
15	Tax Expense - Property Taxes	
16	Tax Expense - Payroll Taxes	
17	Tax Expense - Franchise Taxes	
18	Tax Expense - Other Taxes	
19	Tax Expense - Federal Income Taxes	
20	Tax Expense - State Income Taxes	
21	Tax Expense - Investment Tax Credits	
22	Total Tax Expenses	\$ -
		<i>(Total to Pg. S-1)</i>

Indicates formula cell(s)

▼

(To be used when filing under seal.)

1
2

For calendar year of January 1 - December 31, _____

Company Name: _____

SEWER UTILITY PLANT IN SERVICE

DEPRECIATION EXPENSES AND RESERVE - SEWER UTILITY PLANT

Account Description (A)	USOA Account No. Class: B, C or D (B)	Plant Balance at Beginning of Year (C)	Additions During the Year (D)	Book Cost of Plant Retired* (E)	Cost of Removal* (F)	Salvage Credit* (G)	Plant Balance at End of Year (C+D-E) (H)	Reserve Balance at Beginning of Year (I)	Annual Depreciation Rate % (J)	Depreciation Expense** J*(C+H)/2 (K)	Reserve Balance at END of Year (I-E-F+G+K) (L)
				Retirement of Property							
<u>Intangible Plant</u>											
3 Organization	301	301					0				0
4 Franchise and Consents	302	302					0				0
5 Miscellaneous Intangible Plant	303	303					0				0
<u>Land & Structures</u>											
6 Land and Land Rights	none	310					0				0
7 Structures and Improvements	none	311					0				0
<u>Collection Plant</u>											
8 Land and Land Rights	350	none					0				0
9 Structures and Improvements	351	none					0				0
10 Collection Sewer - Force	352.1	352.1					0				0
11 Collection Sewer - Gravity	352.2	352.2					0				0
12 Other Collection Plant Facilities	353	353					0				0
13 Services to Customers	354	354					0				0
14 Flow Measuring Devices	355	355					0				0
<u>Pumping Plant</u>											
15 Land and Land Rights	360	none					0				0
16 Structures and Improvements	361	none					0				0
17 Receiving Wells and Pump Pits	362	362					0				0
18 Other Pumping Equipment	363	363					0				0
<u>Treatment & Disposal</u>											
19 Land and Land Rights	370	none					0				0
20 Structures and Improvements	371	none					0				0
21 Oxidation Lagoon	none	372					0				0
22 Treatment & Disposal Equipment	372	373					0				0

1
2 Company Name: _____

SEWER UTILITY PLANT IN SERVICE

DEPRECIATION EXPENSES AND RESERVE - SEWER UTILITY PLANT

Account Description (A)	USOA Account No. Class: B, C or D (B)		Plant Balance at Beginning of Year (C)	Additions During the Year (D)	Book Cost of Plant Retired* (E)	Cost of Removal* (F)	Salvage Credit* (G)	Plant Balance at End of Year (C+D-E) (H)	Reserve Balance at Beginning of Year (I)	Annual Depreciation Rate % (J)	Depreciation Expense** J*(C+H)/2 (K)	Reserve Balance at END of Year (I-E-F+G+K) (L)
	Retirement of Property											
23 Sewer Collection (Septic) Tanks	372.1	373.1						0				0
24 Plant Sewer	373	374						0				0
25 Outfall Sewer Lines	374	375						0				0
26 Other Treatment & Disposal Plant Equipment	375	376						0				0
General Plant												
27 Land and Land Rights	389	none						0				0
28 Structures and Improvements	390	none						0				0
29 Office Furniture and Equipment	391	391						0				0
30 Office Computer & Electronic Equipment	391.1	391.1						0				0
31 Transportation Equipment	392	392						0				0
32 Other General Equipment	none	393						0				0
33 Stores Equipment	393	none						0				0
34 Tools, Shop and Garage Equipment	394	none						0				0
35 Laboratory Equipment	395	none						0				0
36 Power-operated Equipment	396	none						0				0
37 Communication Equipment	397	none						0				0
38 Miscellaneous Equipment	398	none						0				0
39 Total Sewer Utility Plant In Service	Totals		0	0	0	0	0	0	0		0	0
								(Total to Pg. 4 & Pg. 8)			(Total to Pg. 8 & Pg. S-1)	(Total to Pg. 4)

- Indicates a link to another worksheet within workbook
- Indicates formula cell(s)

▼

(To be used when filing under seal.)

* All entries included in Columns "E", "F" and "G" should be supported by records that identify the property retired and the cost of removal or salvage in detail.
 ** Annual Depreciation Expense should be calculated based upon actual in-service and retirement date(s) of new equipment and retirements during the period.
 ** The depreciation expense formula provided is only an approximation assuming all activity for the year occurred mid year.

NOTE: All entries should be supported by records that identify the property being added or retired, its location, and its original cost in as much detail as reasonably possible. If adjustments are included in Columns "E", "F" and/or "G", use additional sheets.

Comments:

1

For the calendar year of January 1 - December 31, _____

2 Company Name: _____

GENERAL INFORMATION

3 Type of Treatment Facilities - Please describe (e.g., lagoon, mechanical or sand filter) and list all that apply.

4 What is the designed capacity of each treatment facility?

5 What percent of designed capacity of each facility is currently being utilized?

SLUDGE

6 Was sludge pumped and hauled from your facility? Y N Please provide the hauling provider information in the section below.

(If you have more than five (5) hauls during the year, only list the total annual amount.)

Name of Hauling Co.	Hauling Company's Facility/Location	Date of Haul	No. of Gallons Hauled	Rates Per Gallon	Total Cost of Removal
Total Cost					\$ -

7 What is the ultimate disposal of waste solids (e.g. land application, disposal at qualified facility, etc.)?

8 List any equipment failure(s) that occurred during the year. Please list when failure(s) occurred and briefly describe them and any corrective measure(s) taken specifically major item(s), (i.e., problem(s) fixed was/were \$250 or above as listed on page 3). Denote "N/A", if applicable.

COLLECTING SEWERS (measurement in feet)

Kind of Pipe (i.e. Cast Iron, VCP, PVC, etc.) (a)	Diameter of Pipe (b)	Total No. at Beginning of Year (c)	Total No. of Additions During the Year (d)	Total No. Removed or Abandoned During the Year (e)	Total No. at End of Year (f)
9 Force:					0
10					0
11 Gravity:					0
12					0
13					0

LIFT STATIONS

Pumps: Name, Size, Type	Location	H.P.	GPM	TDH
14				
15				
16				
17				
18				
19				

 Indicates a formula cell

▼

(To be used when filing under seal.)

For the calendar year January 1 - December 31, _____

Company Name: _____

VERIFICATION

The foregoing report must be verified by the Oath of the President, Treasurer, General Manager or Receiver of the Company. The Oath required may be taken before any person authorized to administer an oath (Notary Public) by the laws of the State in which the same is taken.

OATH

State Of _____ }

County Of _____ }

ss:

_____ makes oath and says that
Name of Affiant (Company Official/Representative)

s/he is _____
Official Title of the Affiant (Company Official/Representative)

of _____
Exact Legal Title or Name of the Respondent (Certificated Company Name)

and is located at _____,
Address and Telephone Number of the Affiant (Company Official/Representative)

that s/he has 1) examined the foregoing report; that to the best of his or her knowledge, information, and belief, all statements of fact contained in the said report are true and the said report is a correct statement of the business and affairs of the above-named respondent, and 2) examined (and updated as applicable) the Company's contact information in EFIS; to the best of his or her knowledge, information, and belief, all listed contacts are correct.

from January 1, _____, to and including December 31, _____
Month/Day Year Month/Day Year

Signature of Affiant (Company Official/Representative)
(If electronic signatures are used, you **must** use "/s/" before the name.)

Subscribed and sworn to before me, a Notary Public, in and for the State and County above named,
this _____ day of _____, _____.

My Commission expires: _____, _____

Signature of Notary Public
(If electronic signatures are used, you **must** use "/s/" before the name.)

Notary Public Commission Number

Missouri Revised Statutes § 392.210 or §393.140

See the Instructions for more information to complete this page.