

---

**Company Full Certificated Name**  
(Do not abbreviate; include any Commission approved AKA/DBA/Fictitious Name,

**GAS ANNUAL REPORT**

**(Part 1 of 2)**

**TO THE**

**MISSOURI PUBLIC SERVICE COMMISSION**

For the Calendar Year of  
January 1 - December 31, \_\_\_\_\_

**Please choose one of the following filing options:**

**Public Submission (NOT Highly Confidential)**

**Non-Public submission (Highly Confidential / Filed Under Seal)**

For this filing to be considered Highly Confidential, additional submission of materials is required pursuant to Commission rule 4 CSR 240-3.245, Section 392.210, RSMo., and/or Section 393.140, RSMo.

**Missouri Public Service Commission  
Annual Report Instructions  
For Gas Companies**

**Missouri Public Service Commission  
Gas Annual Report Form Instructions**

**General Form Information**

This report is due to the Missouri Public Service Commission on or before April 15th and is required to be filed on a calendar year basis pursuant to the Commission rules (4 CSR 240-3.245). Failure to file this report by the deadline of April 15, 2012, could result in penalties up to \$100 for every day the report is late pursuant to Section 393.140(6), RSMo.

- **The annual report will reflect information on a calendar year basis beginning January 1st and ending December 31st.**
- If the document has been prepared by a third-party preparer, it is the responsibility of the company personnel attesting to the accuracy of the document to review the document before submission to the Missouri Public Service Commission.
- You shall use the form provided by the Commission. You may use one of the three versions provided: 1) the Adobe Fillable document, 2) the Excel version, or 3) the Adobe document that shall be printed and completed by hand.
- The Excel form is "read only". You must save or copy the file to your computer's hard drive to input information into the annual report form.
- If additional space is needed for entering information on a page, please insert a worksheet or page and copy the formats or lines into the new sheet to accommodate the necessary information.
- After the annual report is complete, save the file to your computer. You may submit it electronically through the Commission's Electronic Filing and Information System (EFIS), as a non-case related submission (see Electronic Filing Instructions on Instructions Pages 4 - 5 for details) or print the form, keep a copy for your records, and prepare for mailing.

Questions about the annual report form or its contents may be submitted to: Joan Wandel at (573) 751-4785 or by e-mail at joan.wandel@psc.mo.gov.

**Treatment of Highly Confidential Information (Submission Under Seal).**

Utilities may request classification of selected portions of their annual report as non-public (highly confidential / filed under seal) pursuant to the Commission rules at 4 CSR 240-3.245. Please note that all information classified as non-public will still remain subject to potential disclosure as provided under the Missouri open records act (Chapter 610 RSMo) and Section 386.480, RSMo.

**In order to include Highly Confidential information in the annual report, the submitter must:**

Provide two versions of the annual report;

- 1) a Public version with the Highly Confidential information redacted (removed), and
- 2) a fully completed version to be kept as Highly Confidential with restricted access.

Below are the procedures outlining the requirements for each type of submission:

**(A) Public version**

1. Cover – Check the "Public Submission" box and denote "Public" in the lower right corner.
2. Completion – All pages should be completed excluding the non-public information.
3. Page Designation – Each page that has had Highly Confidential information removed must have a "Public" designation in the lower right corner.
4. Format – where Highly Confidential information has been removed, two (2) asterisks shall be placed before and after the information, e.g. \*\*highly confidential information removed\*\*. Blank spaces must be left between the asterisks to insure the information remains on the same line and page as in the Highly Confidential version.

Treatment of Highly Confidential Information (Submission Under Seal) continued on the next page.

**Missouri Public Service Commission  
Annual Report Instructions  
For Gas Companies**

**Treatment of Highly Confidential Information (Submission Under Seal) - continued**

**(B) Highly Confidential version**

1. Cover – Check the “Non-Public Submission” box and denote “Highly Confidential” in the lower right corner.
2. Completion – All pages should be completed including the Highly Confidential information.
3. Page Designation – Each page that contains Highly Confidential information must have a “Highly Confidential” designation in the lower right corner.
4. Format – Highly Confidential information shall be designated by two (2) asterisks before and after the information, e.g. **\*\*your highly confidential information here\*\***.

**(C) Additional documents required with both (public and confidential) submissions:**

1. A cover letter stating the utility is designating some or all of the information in its annual report as confidential and requesting non-public treatment under seal. The name, phone number and e-mail address (if available) of the person responsible for addressing questions regarding the confidential portions of the annual report must be included.
2. A notarized affidavit that clearly identifies the specific types of information to be kept under seal. Justification of why the specific information should be a closed record and a statement attesting that none of the information is available to the public in any format.

**Detailed Form Information**

**Page**

**Definitions and/or Instructions**

**Cover**

Company Name: This shall reflect the certificated name of the company that the Commission approved in a case; when this field is filled in, it will automatically populate the company name at the top of each of the following sheets. The company name listed on the cover shall include any Commission approved fictitious name or d/b/a name.

Year: When the reporting period year is entered, it will automatically populate at the top of all subsequent pages.

First check box (certification/registration type):

Check the box if the company listed on the Company Name line has been approved as competitively classified by the Commission.

Second set of check boxes (security level/filing options):

Check the first box (Public Submission) if this is the public version of the annual report.

Check the bottom box (Non-Public Submission) only if the annual report contains proprietary or highly confidential information in the report. The annual report submission will be considered deficient unless this submission is accompanied by the required documentation. Please see Treatment of Highly Confidential Information in the above section for details.

**Pages 3 - 6**

On Pages 3 - 6, provide information regarding gas utility plant-in-service, depreciation expense and depreciation reserve. The account numbers shown in column (b) are defined in the Uniform System Of Accounts (USOA). The definitions describe what type of plant equipment is included in each account number. These account assignments for use by your company should be specified in a Depreciation Rate Schedule included as part of your company's last certificate or rate case final order. If you do not have this schedule, call the PSC and ask to speak to someone in the Engineering and Management Services Department regarding Depreciation.

**Missouri Public Service Commission  
Annual Report Instructions  
For Gas Companies**

**Detailed Form Information (continued)**

**Page**

**Definitions and/or Instructions**

**Pages 3 - 6  
(continued)**

Columns (c), (d), (e) and (f) require original installed cost of plant and equipment placed in service. If a replacement of plant occurs, such as a pump change-out or trading in a truck, then column (d) should show the full installed cost of the new item. In retirement column (e), record the original installed cost (from Plant Property Records), of the item which was replaced (removed). These entries should be supported by books and records, which identify the property and its location. The Balance at End of Year, column (f) equals columns (c) plus (d) minus (e).

Depreciation expense column (h) is computed using the Balance at End of Year column (f), --- or mid-year or mid-month convention used by your company. Record in column (g) the depreciation rate used, (from you company's PSC Depreciation Rate Schedule). Column (i) is the carry forward of depreciation reserve from the previous year annual report. Book Cost of Plant Retired column (j) should be the same as Retirements During the Year column (e). Column (k) should reflect cost incurred to remove the plant which was retired. Column (l) should reflect any money received from the sale or trade-in of the equipment removed or replaced. Reserve balance at End of Year column (n) equals (h) plus (i) minus (j) minus (k) plus (l) plus (m).

**\*\*\*SAVE A COPY FOR NEXT YEARS BEGINNING BALANCES\*\*\*\***

**Page 7**

There are seven different versions of Page 7 within this form beginning with Page 7a through Page 7g. Please **only** fill out the Page 7 that is **applicable to your company**. **The other pages that do not apply to the company name listed on the cover of the report should be left blank**. The company name appears across the top of each version in a gray block. These have been customized according to the company tariff.

**Miscellaneous Charges:**

Please provide the fee amounts charged, not the total collected, for the appropriate columns listed which will match tariffed amounts. These fields will include what the company charges for each miscellaneous activity listed under each column header. If this amount is not listed in your tariff, but equals cost incurred, please list an explanation in the Explanation field at the bottom of the sheet. For example, if amounts incurred for tampering are charged back to the customer, then state "Tampering: all costs" in the explanation field. If the field is not adequate to list the full explanation, please attach a sheet to the form with this information.

**Late Payment Charges:**

**Tariff Sheet No. and Effective Date:** Please list the sheet number and effective date on the tariff sheet.

**Delinquent After (days):** List the day number on which a customer would be listed as "delinquent" as shown on bills or in tariff. This would equal the first day that the late payment charge could be applied. For example, if the following is on the bill "this bill will be delinquent after 21 days", then place 22 in this column.

**Late Payment Charge:** List the percent applied, no delivery, or graduated fee. For example, list "2% up to \$50" to show if there is a graduated fee.

**Type of Interest:** List "Simple" or "Compound".

**Deferred Payment:** List "Yes" or "No"

**Tariff Sheet No. and Effective Date:** List the tariff sheet and effective date of the tariff sheet for deferred payment rule.

**Missouri Public Service Commission  
Annual Report Instructions  
For Gas Companies**

**Detailed Form Information (continued)**

**Page**

**Definitions and/or Instructions**

**Verification  
Page**

The verification page must be **completed** in full, including notary seals and/or stamps. This page must accompany all versions of this report including any original or revised, highly confidential, proprietary and public versions.

The **State Of** and **County Of** fields shall be filled with the location where the notary operates and where this document was notarized.

**Legal Name of Affiant:** Any representative of the company authorized to attest to the accuracy of the annual report.

**Official Title of the Affiant:** Title of the representative named on the line just above this one.

**Exact Legal Title or Name of the Respondent:** Company Name as certificated/registered with the Commission, as listed on the cover and the top of the verification sheet.

**Signature of Affiant:** Signature of authorized company representative named above on the verification page.

The remaining fields are for completion by the notary including the date, month and year of the notarization, the notary's commission expiration date, notary signature, and placement of the notary stamps or seals, where applicable.

When submitting the annual report form electronically, complete the verification page in full. Electronic signatures are acceptable pursuant to Sections 432.200 through 432.295 RSMo.

The original document shall be notarized and kept for your records. On the electronic version, type the electronic signatures ( /s/ John Doe ) and dates that are reflected on the original document.

**Options for Submitting the Annual Report to the Missouri Public Service Commission**

The annual report may be submitted to the Missouri Public Service Commission by either of the following methods:

1. **Electronically** through the Electronic Filing and Information System (EFIS).

This system accepts submissions 24 hours a day and saves on postage/shipping expenses.

Please see Instructions Page 4 - 5 for detailed instructions to use this system. If you have questions while using EFIS, staff is available Monday - Friday from 8:00 a.m. - 5:00 p.m. (excluding State holidays) to assist you at (573) 751-7496.

NOTE: E-mails and faxes are NOT acceptable methods of filing the annual report electronically.

or

2. **Mail** to the following address:

Missouri Public Service Commission  
Attention: Data Center

For package delivery: 200 Madison Street, Suite 100  
Jefferson City, MO 65101

For U.S. Mail: P.O. Box 360  
Jefferson City, MO 65102-0360

**Missouri Public Service Commission  
Annual Report Instructions  
For Gas Companies**

**Electronic Filing of Annual Report Information**

If you submit your information electronically, please do not send in a paper copy.

In order to file in the Electronic Filing and Information System (EFIS):

- You must have a user ID and password,
- The company you are filing on behalf of must be registered in EFIS.  
(All certificated companies are already registered in EFIS. Please do not create a company registration),
- The person making the filing must be registered as a contact for the company/firm they are making the filing on behalf of, and
- You need to have the information you want to submit saved electronically.

If you are unsure if you have a user ID, if your company is registered, or if you are registered as a contact for the company, please contact the Data Center at [datacenter-psc@psc.mo.gov](mailto:datacenter-psc@psc.mo.gov) or (573) 751-7496 before completing new registration information.

To access EFIS, go to the PSC website at <http://www.psc.mo.gov>. Click the 'EFIS / Case Filings' link from the menu on the left-hand side. Scroll down to the 'Main Menu Section of EFIS' and click on the 'EFIS' link. This will take you to the EFIS Welcome Screen.

- Click the orange 'Logon' button on the left-hand side.
- Enter your User ID and Password.

**NOTE:** Passwords are case sensitive.

**Submission of Annual Report**

- Click on the 'Filing/Submission' menu option.
  - Click on the 'Non-Case Related Submission' link.
- Complete the Non-Case Related Submission screen with the following information:
- Type of Utility – Select the utility type as which the company is certificated/registered.  
Separate submissions are required if a company has multiple certifications/registrations (Example: Water and Sewer; or CLEC and IXC).
  - Company – Select certificated company name.  
Choose d/b/a name, if applicable. This name should match the name at the top of the annual report's cover page.
  - Type of Submission – Select 'Annual Report (Mo PSC)'.
  - Total Missouri Jurisdictional Revenue - Enter the amount from Page 2, Item No. 7.
  - Report for Calendar Year - Type in 2010.
  - Applicable Case No. – Leave blank.
  - Date Filed – Will already be filled in.
  - Click on the 'Continue' button.  
This will take you to the Filing/Submission Attachment screen.
  - Click on 'Browse' – Select the file that contains the completed annual report.
  - Choose the security level for your document: Public, Highly Confidential, or Proprietary.
  - Click the 'Attach' button.  
On screen instructions are provided for attaching more than one document.  
Confirm that the correct document is attached before proceeding.
  - Click the 'Done with Attach' button.  
This will return you to the original submission screen.
  - Scroll down and click on the 'Submit' button.

This will complete your submission and assign a non-case related tracking number (BMAR-2012-xxxx). Please retain this number for your records.

**Missouri Public Service Commission  
Annual Report Instructions  
For Gas Companies**

**Electronic Filing of Annual Report Information (continued)**

**Submission of Additional Information**

If you are asked to provide additional information or need to file amended information, file it as a 'Non-Case Related Supplemental Submission' using the tracking number from your original annual report submission.

Instructions for this type of submission can be found by clicking on the blue 'Help' button on the left-hand side of any EFIS screen. Scroll down to 'Filing / Submission – Non-case Related'. Then choose 'Make a subsequent filing to a non-case related submission'.

**Request for Extension (Less than 30 days)**

If you will not be able to file your annual report by the April 15th deadline, you must request an extension on or before April 15th.

All annual report extension requests must be on company letterhead and signed by an officer of the company or on the form provided on the PSC website ([www.psc.mo.gov/forms](http://www.psc.mo.gov/forms)) and signed electronically. A Request for Extension of less than 30 days, must include an email address where you can be notified (usually within 5 business days) of approval or denial of the extension request.

Follow the instructions for filing an annual report with these modifications.

- Type of Submission - Select Annual Report (MO PSC) Extension Request.
- Comments - Type in 2010 Annual Report Extension Request.

Once your submission is complete, you will be assigned a non-case related tracking number (BARE-2012-xxxx). Please retain this number for your records.

Additional instructions can be found under the blue 'Help' button in EFIS on how to:

- Access EFIS.
- Log on to EFIS.
- Obtain a user ID and password.
- Reset my password.
- File an annual report, statement of revenue, or other non-case related submission.
- Make a subsequent filing to a non-case related submission.

1. State in full the exact **'certificated'** name of the Utility Company:

(Do not abbreviate, yet include any Commission approved AKA/DBA/Fictitious Name, if applicable.)

\_\_\_\_\_

State in full the **parent** company name of the Utility Company, if applicable (do not abbreviate):

\_\_\_\_\_

2. State in full the company's information below:

_____			_____	
Company Street Address			Telephone Number	
_____			_____	
Company Mailing Address			Fax Number	
_____			_____	
_____	_____	_____	_____	
City	State	Zip	E-mail Address	

3. Was the company certificated in Missouri under any other name(s)? If yes, please provide all names and time periods involved since the original certification:

\_\_\_\_\_

4. This Utility Company is a:

<input type="checkbox"/> Corporation	<input type="checkbox"/> Sole Proprietorship	<input type="checkbox"/> LP
<input type="checkbox"/> Partnership	<input type="checkbox"/> LLC	<input type="checkbox"/> Other - Explain

If different than certificated name listed above (e.g. parent corporation name) or if 'Other' is identified, explain:

\_\_\_\_\_

5. Under the laws of what state is the Utility Company organized:

\_\_\_\_\_

6. State in full the name, street address, telephone number, and e-mail address\* of the company personnel or third-party preparer completing this Annual Report:

_____			_____	
Name			Telephone Number	
_____			_____	
Street Address			Fax Number	
_____			_____	
Mailing Address			E-mail Address	
_____			_____	
_____	_____	_____	_____	
City	State	Zip		

7. Provide the following information concerning Total Company **and** Missouri Jurisdictional Revenues:

	Total Company	MO Jurisdictional
Operating Revenues from Tariffed Services		
Other Revenues		
<b>TOTAL REVENUES</b>		

MO Jurisdictional should match Statement of Revenue  
 (Mo.PSC Assessment)

8. Provide the amount of actual write-offs  
 (not accrued or estimated amounts).

Residential	All Other

9. Provide the number of customer account terminations for the year for each category.

Voluntary	Involuntary

10. Provide the amount of Low-Income Home Energy Assistance Program (LIHEAP) received.

--

11. List the number of customer accounts as of the end of the calendar year for each category below.

Residential	All Other

12. List the average uncollectible amount.  
 (This is based on data above.)

Residential	All Other

13. List the total annual billed amount.

--

14. List the average annual billed amount.

--

15. List the amount of charitable dollars received that is applied to energy assistance other than LIHEAP (i.e. customer voluntary dollars, dollar-help or dollar more, church donations, Heat-Up St. Louis, etc.).

--

**NOTE:** Items No. 8 - 15 are not used for rate review; these amounts and formulas are based on previous information collected for historical reporting consistency by Consumer Services.

--

For use when filing under seal.

1  
2

**GAS UTILITY PLANT IN SERVICE**

Account Description (a)	Acct. No. (b)	Balance at Beginning of Year (c)	Additions During the Year (d)	Retirements During the Year (e)	Balance at End of Year (c+d-e) (f)
<u>Intangible Plant</u>					
3 Organization	301				
4 Franchise and Consents	302				
5 Miscellaneous Intangible Plant	303				
<u>Production Plant</u>					
6 Land and Land Rights	304				
7 Structures and Improvements	305				
8 Other Power Equipment	307				
9 Liquefied Petroleum Gas Equipment	311				
10 Other Equipment	320				
<u>Natural Gas</u>					
<u>Storage and Processing Plant</u>					
<u>A. Underground Storage Plant</u>					
11 Land	350.1				
12 Rights-of-Way	350.2				
13 Structures and Improvements	351				
14 Wells	352				
15 Storage Leaseholds and Rights	352.1				
16 Reservoirs	352.2				
17 Nonrecoverable Natural Gas	352.3				
18 Lines	353				
19 Compressor Station Equipment	354				
20 Measuring and Regulating Equipment	355				
21 Purification Equipment	356				
22 Other Equipment	357				
<u>B. Other Storage Equipment</u>					
23 Land and Land Rights	360				
24 Structures and Improvements	361				
25 Gas Holders	362				
26 Purification Equipment	363				
27 Liquefaction Equipment	363.1				
28 Vaporizing Equipment	363.2				
29 Compressor Equipment	363.3				
30 Measuring and Regulating Equipment	363.4				
31 Other Equipment	363.5				
<u>Transmission Plant</u>					
32 Land and Land Rights	365.1				
33 Rights-of-Way	365.2				
34 Structures and Improvements	366				
35 Mains	367				
36 Compressor Station Equipment	368				
37 Measuring and Regulating Station Equipment	369				
38 Communication Equipment	370				
39 Other Equipment	371				

Account list continued on Page 5

For use when filing under seal.

1  
2

**DEPRECIATION RESERVE - GAS UTILITY PLANT**

Acct. No. (b)	Annual Depreciation Rate % (g)***	Annual Depreciation Expense (f*g) (h)	Reserve Balance at Beginning of Year (i)	Retirement of Property				Reserve Balance at END of Year (h+i-j-k+l+m) (n)
				Book Cost of Plant Retired (j)	Cost of Removal (k)*	Salvage Credit (l)*	Other charges (m)**	
301								
302								
303								
304								
305								
307								
311								
320								
350.1								
350.2								
351								
352								
352.1								
352.2								
352.3								
353								
354								
355								
356								
357								
360								
361								
362								
363								
363.1								
363.2								
363.3								
363.4								
363.5								
365.1								
365.2								
366								
367								
368								
369								
370								
371								

**NOTE:** Amounts included in Column "j" should be the same as in Column "e" on the preceding page. Also, Annual Depreciation Expense is equal to Column "f" from preceding page multiplied by Column "g" found on this page.

\* All entries included in Columns "k" and "l" should be supported by records that identify the property retired and the cost of removal or salvage is as much detail as reasonably possible.

\*\* Report the details for these entries. Use additional sheets if necessary.

\*\*\* Annual Depreciation Expense must be calculated by account.

For use when filing under seal.

1  
2

**GAS UTILITY PLANT IN SERVICE**

Account Description (a)	Acct. No. (b)	Balance at Beginning of Year (c)	Additions During the Year (d)	Retirements During the Year (e)	Balance at End of Year (c+d-e) (f)
<i><u>Distribution Plant</u></i>					
3 Land and Land Rights	374				
4 Structures and Improvements	375				
5 Mains	376				
6 Compressor Station Equipment	377				
Measuring and Regulating Station	378				
7 Equipment - General					
Measuring and Regulating Station	379				
8 Equipment - General					
9 Services	380				
10 Meters	381				
11 Meter Installation	382				
12 House Regulators	383				
13 House Regulatory Installations	384				
Industrial Measuring and Regulating					
14 Station Equipment	385				
Other Property on Customers'					
15 Premises	386				
16 Other Equipment	387				
<i><u>Allocated General Plant</u></i> <i><u>(Common Plant)</u></i>					
17 Land and Land Rights	389				
18 Structures and Improvements	390				
19 Office Furniture and Equipment	391				
20 Transportation Equipment	392				
21 Stores Equipment	393				
22 Tools, Shop and Garage Equipment	394				
23 Laboratory Equipment	395				
24 Power-operated Equipment	396				
25 Communication Equipment	397				
26 Miscellaneous Equipment	398				
27 Other Tangible Property *	399				
<i><u>Other Accounts not included above</u></i>					
28					
29					
30					
31					
32					
33					
34 Total Gas Utility Plant In Service					

\* Please attach a detailed explanation for these items.

NOTE: All entries should be supported by records that identify the property being added or retired, its location, and its original cost in as much detail as reasonably possible. If adjustments/transfers are included in Columns "d" and/or "e", use additional sheets.

1  
2

Annual Report of \_\_\_\_\_  
For the calendar year of January 1 - December 31, \_\_\_\_\_

**DEPRECIATION RESERVE - GAS UTILITY PLANT**

	Acct. No. (b)	Annual Depreciation Rate % (g)***	Annual Depreciation Expense (f*g) (h)	Reserve Balance at Beginning of Year (i)	Retirement of Property			Reserve Balance at END of Year (h+i-j-k+l+m) (n)
					Book Cost of Plant Retired (j)	Cost of Removal (k)*	Salvage Credit (l)*	
3	374							
4	375							
5	376							
6	377							
7	378							
8	379							
9	380							
10	381							
11	382							
12	383							
13	384							
14	385							
15	386							
16	387							
17	389							
18	390							
19	391							
20	392							
21	393							
22	394							
23	395							
24	396							
25	397							
26	398							
27	399							
28								
29								
30								
31								
32								
33								
34		Total						

NOTE: Amounts included in Column "j" should be the same as in Column "e" on the preceding page. Also, Annual Depreciation Expense is equal to Column "f" from preceding page multiplied by Column "g" found on this page.

\* All entries included in Columns "k" and "l" should be supported by records that identify the property retired and the cost of removal or salvage is as much detail as reasonably possible.

\*\* Report the details for these entries. Use additional sheets if necessary.

Annual Depreciation Expense must be calculated separately. This total should be calculated based upon actual in-service and

\*\*\* retirement date(s) of new equipment and retirements during the period.

For use when filing under seal.


1  
2

**REVENUE BY SCHEDULES**  
(MISSOURI JURISDICTIONAL)  
**Atmos Energy Corporation**

Line No.	Rate Class and Line Items	Operating Revenues		MCF of Natural Gas Sold		Average No. of Natural Gas Customers	
		Previous Year		Previous Year		Previous Year	
3	Residential Firm Service						
4	Small Firm General Service						
5	Medium Firm General Service						
6	Large Firm General Service						
7	Interruptible Large Volume Gas Service						
8	Negotiated Gas Sales Service						
9	Economic Development Gas Service						
10	Transportation Service						
11	Other Sales to Public Authorities						
12	Interdepartmental Sales						
13							
14							
15	Total to Ultimate Consumers						

Line No.	Rate Class and Line Items	Average Number of Natural Gas Customers Per Month					
		January	February	March	April	May	June
16	Residential Firm Service						
17	Small Firm General Service						
18	Medium Firm General Service						
19	Large Firm General Service						
20	Interruptible Large Volume Gas Service						
21	Negotiated Gas Sales Service						
22	Economic Development Gas Service						
23	Transportation Service						
24	Other Sales to Public Authorities						
25	Interdepartmental Sales						
26							
27							
28	Total to Ultimate Consumers						

\* The average number of customers for the month should equal the number of customers at the beginning of the month added to the number of customers at the end of the month divided by 2.




**REVENUE BY SCHEDULES**  
(MISSOURI JURISDICTIONAL)  
**Atmos Energy Corporation**



Rate Class and Line Items	Average Number of Natural Gas Customers Per Month					
	July	August	September	October	November	December
29 Residential Firm Service						
30 Small Firm General Service						
31 Medium Firm General Service						
32 Large Firm General Service						
33 Interruptible Large Volume Gas Service						
34 Negotiated Gas Sales Service						
35 Economic Development Gas Service						
36 Transportation Service						
37 Other Sales to Public Authorities						
38 Interdepartmental Sales						
39						
40						
41 Total to Ultimate Consumers						

\* The average number of customers for the month should equal the number of customers at the beginning of the month added to the number of customers at the end of the month divided by 2.

	Connection Fees		Reconnect Fees				Transfer Fees		Meter Reading by Special Appointment Fees		Residential Temporary Meter Set Fees	Line Extensions Fees		Returned Check Fees	Tampering Fees
	Business Hours	After Business Hours	Business Hours	After Business Hours	Trip to Disconnect	Seasonal / Disconnection Charge	Business Hours	After Business Hours	Other than Normal Read Date	Outside Normal Business Hours		Excess Pri / Sec Line \$/ft.	Excess Service Line \$/ft.		
<b>MISCELLANEOUS CHARGES</b>															
42 All Service Areas															
43 Northeast (Kirk, Pal, Han, Can, BG)															
44 Southeast (Southeast, Neelyville)															
45 West (Butler, Greeley)															
46 Tariff Sheet No.															
47 Effective Date															



**REVENUE BY SCHEDULES**  
(MISSOURI JURISDICTIONAL)  
**Atmos Energy Corporation**

	Tariff		Delinquent After (days)	Late Payment Charge	Type of Interest	Deferred Payment	Tariff	
	Sheet No.	Effective					Sheet No.	Effective
<b>LATE PAYMENT CHARGES</b>								
48 All Service Areas								

**Explanation**

1  
2

**REVENUE BY SCHEDULES**  
(MISSOURI JURISDICTIONAL)  
**The Empire District Gas Company**

Line No.	Rate Class and Line Items	Operating Revenues		MCF of Natural Gas Sold		Average* No. of Natural Gas Customers	
		Previous Year		Previous Year		Previous Year	
3	Residential Service						
4	Small Commercial Firm Service						
5	Small Volume Firm Service						
6	Large Volume Firm Service						
7	Large Volume Interruptible Service						
8	Transportation Service						
9	Other Sales to Public Authorities						
10	Interdepartmental Sales						
11							
12							
13	Total to Ultimate Consumers						

Rate Class and Line Items	Average* Number of Natural Gas Customers Per Month					
	January	February	March	April	May	June
14	Residential Service					
15	Small Commercial Firm Service					
16	Small Volume Firm Service					
17	Large Volume Firm Service					
18	Large Volume Interruptible Service					
19	Transportation Service					
20	Other Sales to Public Authorities					
21	Interdepartmental Sales					
22						
23						
24	Total to Ultimate Consumers					

\* The average number of customers for the month should equal the number of customers at the beginning of the month added to the number of customers at the end of the month divided by 2.



1  
2

**REVENUE BY SCHEDULES**  
(MISSOURI JURISDICTIONAL)  
**The Empire District Gas Company**

Rate Class and Line Items	Average* Number of Natural Gas Customers Per Month					
	July	August	September	October	November	December
25 Residential Service						
26 Small Commercial Firm Service						
27 Small Volume Firm Service						
28 Large Volume Firm Service						
29 Large Volume Interruptible Service						
30 Transportation Service						
31 Other Sales to Public Authorities						
32 Interdepartmental Sales						
33						
34						
35 Total to Ultimate Consumers						

\* The average number of customers for the month should equal the number of customers at the beginning of the month added to the number of customers at the end of the month divided by 2.

	Connection Fees		Reconnect Fees				Transfer Fees		Meter Reading by Special Appointment Fees		Residential Temporary Meter Set Fees	Line Extensions Fees		Returned Check Fees	Tampering Fees
	Business Hours	After Business Hours	Business Hours	After Business Hours	Trip to Disconnect	Seasonal / Disconnection Charge	Business Hours	After Business Hours	Other than Normal Read Date	Outside Normal Business Hours		Excess Pri / Sec Line \$/ft.	Excess Service Line \$/ft.		
<b>MISCELLANEOUS CHARGES</b>															
36 All Service Areas															
37 Tariff Sheet No.															
38 Effective Date															

	Tariff		Delinquent After (days)	Late Payment Charge	Type of Interest	Deferred Payment	Tariff	
	Sheet No.	Effective					Sheet No.	Effective
39 All Service Areas								

**Explanation**

1  
2

**REVENUE BY SCHEDULES**  
**(MISSOURI JURISDICTIONAL)**  
**Laclede Gas Company**

Line No.	Rate Class and Line Items	Operating Revenues		MCF of Natural Gas Sold		Average No. of Natural Gas Customers	
		Previous Year		Previous Year		Previous Year	
3	Residential General Service						
4	Commercial & Industrial Gen.Service C1						
5	Commercial & Industrial Gen.Service C2						
6	Commercial & Industrial Gen.Service C3						
7	Residential Seasonal Air Conditioning						
8	Commercial & Industrial Seasonal Ser.						
9	Large Volume Service						
10	Interruptible Service						
11	General L.P. Gas Service						
12	Unmetered Gas Light Service						
13	Large Volume Transportation Service						
14	Other Sales to Public Authorities						
15	Interdepartmental Sales						
16							
17							
18	Total to Ultimate Consumers						

Rate Class and Line Items	Average Number of Natural Gas Customers Per Month					
	January	February	March	April	May	June
19	Residential General Service					
20	Commercial & Industrial Gen.Service C1					
21	Commercial & Industrial Gen.Service C2					
22	Commercial & Industrial Gen.Service C3					
23	Residential Seasonal Air Conditioning					
24	Commercial & Industrial Seasonal Ser.					
25	Large Volume Service					
26	Interruptible Service					
27	General L.P. Gas Service					
28	Unmetered Gas Light Service					
29	Large Volume Transportation Service					
30	Other Sales to Public Authorities					
31	Interdepartmental Sales					
32						
33						
34	Total to Ultimate Consumers					

\* The average number of customers for the month should equal the number of customers at the beginning of the month added to the number of customers at the end of the month divided by 2.



**REVENUE BY SCHEDULES**  
(MISSOURI JURISDICTIONAL)  
**Laclede Gas Company**

Rate Class and Line Items	Average Number of Natural Gas Customers Per Month					
	July	August	September	October	November	December
35 Residential General Service						
36 Commercial & Industrial Gen.Service C1						
37 Commercial & Industrial Gen.Service C2						
38 Commercial & Industrial Gen.Service C3						
39 Residential Seasonal Air Conditioning						
40 Commercial & Industrial Seasonal Ser.						
41 Large Volume Service						
42 Interruptible Service						
43 General L.P. Gas Service						
44 Unmetered Gas Light Service						
45 Large Volume Transportation Service						
46 Other Sales to Public Authorities						
47 Interdepartmental Sales						
48						
49						
50 Total to Ultimate Consumers						

\* The average number of customers for the month should equal the number of customers at the beginning of the month added to the number of customers at the end of the month and divided by 2.

	Connection Fees		Reconnect Fees				Transfer Fees		Meter Reading by Special Appointment Fees		Residential Temporary Meter Set Fees	Line Extensions Fees		Returned Check Fees	Tampering Fees
	Business Hours	After Business Hours	Business Hours	After Business Hours	Trip to Disconnect	Seasonal / Disconnection Charge	Business Hours	After Business Hours	Other than Normal Read Date	Outside Normal Business Hours		Excess Pri / Sec Line \$/ft.	Excess Service Line \$/ft.		
<b>MISCELLANEOUS CHARGES</b>															
51 All Service Areas															
52 Tariff Sheet No.															
53 Effective Date															

**REVENUE BY SCHEDULES**  
(MISSOURI JURISDICTIONAL)  
**Laclede Gas Company**

	Tariff		Delinquent After (days)	Late Payment Charge	Type of Interest	Deferred Payment	Tariff	
	Sheet No.	Effective					Sheet No.	Effective
<b>LATE PAYMENT CHARGES</b>								
54 Residential, General Service								
55 Large Volume								
56 Interruptible								
57 Large Volume Transportation								
58 Large Volume Transportation								

**Explanation**

1  
2

**REVENUE BY SCHEDULES**  
(MISSOURI JURISDICTIONAL)  
**Missouri Gas Energy**

Line No.	Rate Class and Line Items	Operating Revenues		MCF of Natural Gas Sold		Average No. of Natural Gas Customers	
		Previous Year		Previous Year		Previous Year	
3	Residential Service						
4	Small General Gas Service						
5	Large General Gas Service						
6	UG Unmetered Gaslight Service						
7	Large Volume Service						
8	Transportation Provisions						
9	Other Sales to Public Authorities						
10	Interdepartmental Sales						
11							
12							
13	Total to Ultimate Consumers						

Line No.	Rate Class and Line Items	Average Number of Natural Gas Customers Per Month					
		January	February	March	April	May	June
14	Residential Service						
15	Small General Gas Service						
16	Large General Gas Service						
17	UG Unmetered Gaslight Service						
18	Large Volume Service						
19	Transportation Provisions						
20	Other Sales to Public Authorities						
21	Interdepartmental Sales						
22							
23							
24	Total to Ultimate Consumers						

\* The average number of customers for the month should equal the number of customers at the beginning of the month added to the number of customers at the end of the month divided by 2.

**REVENUE BY SCHEDULES**  
(MISSOURI JURISDICTIONAL)  
**Missouri Gas Energy**

Rate Class and Line Items	Average Number of Natural Gas Customers Per Month					
	July	August	September	October	November	December
25 Residential Service						
26 Small General Gas Service						
27 Large General Gas Service						
28 UG Unmetered Gaslight Service						
29 Large Volume Service						
30 Transportation Provisions						
31 Other Sales to Public Authorities						
32 Interdepartmental Sales						
33						
34						
35 Total to Ultimate Consumers						

\* The average number of customers for the month should equal the number of customers at the beginning of the month added to the number of customers at the end of the month divided by 2.

	Connection Fees		Reconnect Fees				Transfer Fees		Meter Reading by Special Appointment Fees		Residential Temporary Meter Set Fees	Line Extensions Fees		Returned Check Fees	Tampering Fees
	Business Hours	After Business Hours	Business Hours	After Business Hours	Trip to Disconnect	Seasonal / Disconnection Charge	Business Hours	After Business Hours	Other than Normal Read Date	Outside Normal Business Hours		Excess Pri / Sec Line \$/ft.	Excess Service Line \$/ft.		
<b>MISCELLANEOUS CHARGES</b>															
36 All Service Areas															
37 Tariff Sheet No.															
38 Effective Date															

1  
2

**REVENUE BY SCHEDULES**  
(MISSOURI JURISDICTIONAL)  
**Missouri Gas Energy**

	Tariff		Delinquent After (days)	Late Payment Charge	Type of Interest	Deferred Payment	Tariff	
	Sheet No.	Effective					Sheet No.	Effective
<b>39</b>	<b>LATE PAYMENT CHARGES</b>							
	Residential, General Service							
<b>40</b>	Large Volume							
<b>41</b>	UG Unmetered Gaslight							

**Explanation**

--

--

1  
2

**REVENUE BY SCHEDULES**  
(MISSOURI JURISDICTIONAL)  
**Missouri Gas Utility, Inc.**

Line No.	Rate Class and Line Items	Operating Revenues		MCF of Natural Gas Sold		Average No. of Natural Gas Customers	
		Previous Year		Previous Year		Previous Year	
3	General Service						
4	Commercial Service						
5	Large Volume Service						
6	Interruptible Sales Service						
7	Transportation Service						
8	Other Sales to Public Authorities						
9	Interdepartmental Sales						
10							
11							
12	Total to Ultimate Consumers						

Line No.	Rate Class and Line Items	Average Number of Natural Gas Customers Per Month					
		January	February	March	April	May	June
13	General Service						
14	Commercial Service						
15	Large Volume Service						
16	Interruptible Sales Service						
17	Transportation Service						
18	Other Sales to Public Authorities						
19	Interdepartmental Sales						
20							
21							
22	Total to Ultimate Consumers						


\* The average number of customers for the month should equal the number of customers at the beginning of the month added to the number of customers at the end of the month divided by 2.

**REVENUE BY SCHEDULES**  
(MISSOURI JURISDICTIONAL)  
**Missouri Gas Utility, Inc.**

Rate Class and Line Items	Average Number of Natural Gas Customers Per Month					
	July	August	September	October	November	December
23 General Service						
24 Commercial Service						
25 Large Volume Service						
26 Interruptible Sales Service						
27 Transportation Service						
28 Other Sales to Public Authorities						
29 Interdepartmental Sales						
30 _____						
31 _____						
32 Total to Ultimate Consumers						

\* The average number of customers for the month should equal the number of customers at the beginning of the month added to the number of customers at the end of the month divided by 2.

MISCELLANEOUS CHARGES	Connection Fees		Reconnect Fees				Transfer Fees		Meter Reading by Special Appointment Fees		Residential Temporary Meter Set Fees	Line Extensions Fees		Returned Check Fees	Tampering Fees
	Business Hours	After Business Hours	Business Hours	After Business Hours	Trip to Disconnect	Seasonal / Disconnection Charge	Business Hours	After Business Hours	Other than Normal Read Date	Outside Normal Business Hours		Excess Pri / Sec Line \$/ft.	Excess Service Line \$/ft.		
33 All Service Areas															
34 Tariff Sheet No.															
35 Effective Date															



**REVENUE BY SCHEDULES**  
(MISSOURI JURISDICTIONAL)  
**Missouri Gas Utility, Inc.**

	Tariff		Delinquent After (days)	Late Payment Charge	Type of Interest	Deferred Payment	Tariff	
	Sheet No.	Effective					Sheet No.	Effective
<b>LATE PAYMENT CHARGES</b>								
36 General								
37 Commercial								
38 Large Volume								
39 Interruptible								
40 Transportation								
41 Transportation								

**Explanation**

1  
2

**REVENUE BY SCHEDULES**  
(MISSOURI JURISDICTIONAL)  
**Southern Missouri Natural Gas**

Line No.	Rate Class and Line Items	Operating Revenues		MCF of Natural Gas Sold		Average No. of Natural Gas Customers	
		Previous Year		Previous Year		Previous Year	
3	General Service						
4	Optional General Service						
5	Large Volume Service						
6	Transportation Service						
7	Other Sales to Public Authorities						
8	Interdepartmental Sales						
9							
10							
11	Total to Ultimate Consumers						

Rate Class and Line Items	Average Number of Natural Gas Customers Per Month						
	January	February	March	April	May	June	
12	General Service						
13	Optional General Service						
14	Large Volume Service						
15	Transportation Service						
16	Other Sales to Public Authorities						
17	Interdepartmental Sales						
18							
19							
20	Total to Ultimate Consumers						

\* The average number of customers for the month should equal the number of customers at the beginning of the month added to the number of customers at the end of the month divided by 2.

1  
2

**REVENUE BY SCHEDULES**  
(MISSOURI JURISDICTIONAL)  
**Southern Missouri Natural Gas**

Rate Class and Line Items	Average Number of Natural Gas Customers Per Month					
	July	August	September	October	November	December
21 General Service						
22 Optional General Service						
23 Large Volume Service						
24 Transportation Service						
25 Other Sales to Public Authorities						
26 Interdepartmental Sales						
27						
28						
29 Total to Ultimate Consumers						

\* The average number of customers for the month should equal the number of customers at the beginning of the month added to the number of customers at the end of the month divided by 2.

MISCELLANEOUS CHARGES	Connection Fees		Reconnect Fees				Transfer Fees		Meter Reading by Special Appointment Fees		Residential Temporary Meter Set Fees	Line Extensions Fees		Returned Check Fees	Tampering Fees
	Business Hours	After Business Hours	Business Hours	After Business Hours	Trip to Disconnect	Seasonal / Disconnection Charge	Business Hours	After Business Hours	Other than Normal Read Date	Outside Normal Business Hours		Excess Pri / Sec Line \$/ft.	Excess Service Line \$/ft.		
30 All Service Areas															
31 Tariff Sheet No.															
32 Effective Date															

\_\_\_\_\_

**REVENUE BY SCHEDULES**  
(MISSOURI JURISDICTIONAL)  
**Southern Missouri Natural Gas**

	Tariff		Delinquent After (days)	Late Payment Charge	Type of Interest	Deferred Payment	Tariff	
	Sheet No.	Effective					Sheet No.	Effective
<b>LATE PAYMENT CHARGES</b>								
33 General								
34 Optional General								
35 Large Volume								

**Explanation**


1  
2

**REVENUE BY SCHEDULES**  
(MISSOURI JURISDICTIONAL)  
**Union Electric Company**

Line No.	Rate Class and Line Items	Operating Revenues		MCF of Natural Gas Sold		Average No. of Natural Gas Customers	
		Previous Year		Previous Year		Previous Year	
3	Residential Service						
4	General Service						
5	Interruptible Service						
6	Natural Gas Transportation Service						
7	Other Sales to Public Authorities						
8	Interdepartmental Sales						
9							
10							
11	Total to Ultimate Consumers						

Rate Class and Line Items	Average Number of Natural Gas Customers Per Month					
	January	February	March	April	May	June
12	Residential Service					
13	General Service					
14	Interruptible Service					
15	Natural Gas Transportation Service					
16	Other Sales to Public Authorities					
17	Interdepartmental Sales					
18						
19						
20	Total to Ultimate Consumers					

\* The average number of customers for the month should equal the number of customers at the beginning of the month added to the number of customers at the end of the month divided by 2.



1  
2

**REVENUE BY SCHEDULES**  
(MISSOURI JURISDICTIONAL)  
**Union Electric Company**

Rate Class and Line Items	Average Number of Natural Gas Customers Per Month					
	July	August	September	October	November	December
21 Residential Service						
22 General Service						
23 Interruptible Service						
24 Natural Gas Transportation Service						
25 Other Sales to Public Authorities						
26 Interdepartmental Sales						
27						
28						
29 Total to Ultimate Consumers						

\* The average number of customers for the month should equal the number of customers at the beginning of the month added to the number of customers at the end of the month divided by 2.

	Connection Fees		Reconnect Fees				Transfer Fees		Meter Reading by Special Appointment Fees		Residential Temporary Meter Set Fees	Line Extensions Fees		Returned Check Fees	Tampering Fees
	Business Hours	After Business Hours	Business Hours	After Business Hours	Trip to Disconnect	Seasonal / Disconnection Charge	Business Hours	After Business Hours	Other than Normal Read Date	Outside Normal Business Hours		Excess Pri / Sec Line \$/ft.	Excess Service Line \$/ft.		
<b>MISCELLANEOUS CHARGES</b>															
30 All Service Areas															
31 Tariff Sheet No.															
32 Effective Date															

1  
2

**REVENUE BY SCHEDULES**  
(MISSOURI JURISDICTIONAL)  
**Union Electric Company**

	Tariff		Delinquent After (days)	Late Payment Charge	Type of Interest	Deferred Payment	Tariff	
	Sheet No.	Effective					Sheet No.	Effective
<b>33</b> Residential								
<b>34</b> General Service, Interruptible, Transportation								

**Explanation**

**Complete FERC Form 2 (Large Gas Companies) or  
FERC Form 2A (Small Gas Companies)  
for the Remainder of the  
GAS ANNUAL REPORT**

**TO THE**

**MISSOURI PUBLIC SERVICE COMMISSION**

**Large Gas Company Requirements** ( 25,000 customers or more): Complete the Gas Annual Report (Part 2 of 2 - FERC Form 2).pdf pages.

Missouri Jurisdictional Gas Annual Report

Please provide the Missouri jurisdictional dollar amounts for the following specific areas of your FERC Form 2 (current revised pages) and additional specific customer information listed below:

- pp. 110 - 113 Comparative Balance Sheet
- pp. 114 - 115 Statement of Income for the Year
- pp. 204 - 207 Gas Plant in Service
- pp. 209 Total Gas Plant in Service (reflecting Balance at End of Year: column G, row 129)
  
- pp. 219 Accumulated Provision for Depreciation of Gas Utility Plant
- pp. 300 - 301 Gas Operating Revenues \*(include revenues, mcf and avg. number of customers per month for accounts 480-484 by customer rate class pursuant to tariffs)
- pp. 317 - 325 Gas Operation and Maintenance
- pp. 336 - 338 Depreciation, Depletion and Amortization of Gas Plant
- pp. 354 - 355 Distribution of Salaries and Wages

**Small Gas Company Requirements** (less than 25,000 customers): Complete the Gas Annual Report (Part 2 of 2 - FERC Form 2A).pdf pages.

Missouri Jurisdictional Gas Annual Report

Please provide the Missouri jurisdictional dollar amounts for the following specific areas of your FERC Form 2A (current revised pages) and additional specific customer information listed below:

- pp. 110 - 113 Comparative Balance Sheet
- pp. 114 - 115 Statement of Income for the Year
- pp. 204 - 207 Gas Plant in Service
- pp. 209 Total Gas Plant in Service (reflecting Balance at End of Year: column G, row 129)
- pp. 219 Accumulated Provision for Depreciation of Gas Utility Plant
- pp. 300 - 301 Gas Operating Revenues \*(include revenues, mcf and avg. number of customers per month for accounts 480-484 by customer rate class pursuant to tariffs)
- pp. 317 - 325 Gas Operation and Maintenance

and FERC Form 2 pages:

- pp. 336 - 338 Depreciation, Depletion and Amortization of Gas Plant
- pp. 354 - 355 Distribution of Salaries and Wages

The complete FERC Form 2 or 2A **must** be submitted by the certificated company in addition to the Missouri Jurisdictional Portion (Part 1) to be in compliance.

Annual Report of \_\_\_\_\_  
for the calendar year of January 1 - December 31, \_\_\_\_\_

**VERIFICATION**

The foregoing report must be verified by the oath of the President, Treasurer, General Manager or Receiver of the company. The oath required may be taken before any person authorized to administer an oath (Notary Public) by the laws of the State in which the same is taken.

**OATH**

State Of \_\_\_\_\_ }  
County Of \_\_\_\_\_ } ss:

\_\_\_\_\_ makes oath and says that  
Name of Affiant (Company Official/Representative)

s/he is \_\_\_\_\_  
Official Title of the Affiant (Company Official/Representative)

of \_\_\_\_\_  
Exact Legal Title or Name of the Respondent (Certificated Company Name)

and is located at \_\_\_\_\_,  
Address and Telephone Number of the Affiant (Company Official/Representative)

that s/he has examined the foregoing report; that to the best of his or her knowledge, information, and belief, all statements of fact contained in the said report are true and the said report is a correct statement of the business and affairs of the above-named respondent.

from \_\_\_\_\_, \_\_\_\_\_, to and including \_\_\_\_\_, \_\_\_\_\_  
Month/Day Year Month/Day Year

\_\_\_\_\_  
Signature of Affiant (Company Official/Representative)

Subscribed and sworn to before me, a Notary Public, in and for the State and County above named,

this \_\_\_\_\_ day of \_\_\_\_\_, \_\_\_\_\_.

My Commission expires \_\_\_\_\_, \_\_\_\_\_

\_\_\_\_\_  
Signature of Notary Public